




VLAZE

OUTDOOR LIVING

*Porcelain Enamel Kitchens • Made in England*



VLAZE

OUTDOOR LIVING



*VLAZE ADAPT kitchens are designed and made in England on the Isle of Wight. Our company, A.J Wells & Sons, was established in 1972 and is a privately owned family company with a rich heritage in engineering. We manufacture a wide range of products including ecological wood burning stoves and architectural cladding. We are also the principle makers of the iconic signage for the London Underground and the Paris Metro. The exceptional porcelain enamel surface of VLAZE is the exact same finish that is used on these signage and cladding products.*

*We make our kitchen modules from 304 grade stainless steel adorned with our vitreous enamel – a high quality combination. This durable, weatherproof surface finish is created by fusing powdered glass to steel at temperatures in excess of 800°C (1500°F). The result is a luxurious vibrant glaze that is heatproof, hygienic and stain resistant.*

*Designed for outdoor living these beautiful pieces of furniture offer the perfect solution for food preparation and al fresco dining.*





# *Furniture that adapts to your cooking and lifestyle*

## DESIGNED FOR BEAUTY

*The high gloss vitreous enamel VLAZE surface is phenomenally different to any other finish available in the kitchen arena. Not only is it tactile and beautiful to touch but it offers an incredible depth of colour and exceptional durability. It's beauty encourages a hands-on approach that lends creative expression to the food you love. From rolling out dough to scattering flour or drizzling olive oil, you'll find your VLAZE unit and it's durable, easy-clean surface adapting to your cooking and lifestyle.*

## MADE FOR ENTERTAINING

*Take your dining al fresco, ADAPT units form the centrepiece to gather friends and family around. With options to integrate a gas or charcoal grill they offer great versatility. Simply move into position on your terrace, deck or balcony and you have the perfect station for preparing food, serving meals and hosting drinks.*

## BUILT TO LAST

*It's rare that something beautiful can offer so much practical functionality. The standout build quality makes VLAZE ADAPT kitchen units beloved pieces of furniture that quickly become an indispensable part of modern outdoor living.*



VLAZE

## Poolside Dining

*The large slimline kitchen unit with its integrated sink and the free moving Island are perfectly suited to poolside dining. Together, they form a versatile kitchen and entertainment space with storage for all your needs. Allowing you to prepare delicious food and drinks, while providing a focal point that is perfect for hosting large gatherings.*







*A luxurious vibrant surface finish*







*Generous serving and preparation space around the built in barbecue*







VLAZE

## Compact Garden

*The ADAPT is the perfect pizza and grilling station for this contemporary backyard. An ideal perimeter piece that maximises functionality within the space. The luxurious quilted finish is heat-proof allowing the pizza oven and grill to be placed directly on the unit.*







*Compact, but everything you need for epic entertainment*





VLAZE

## *The Culinary Corner*

*This culinary collection is everything 'and' the kitchen sink. A corner unit teamed with two adapt furniture runs maximises prep and storage space for those large al-fresco gatherings. While a full array of cooking options, including a high quality grill, pizza oven and integrated sink, allow for ambitious outdoor cooking.*







*The Indigo Stipple finish beautifully reflects light to help create an inviting kitchen space*







*Large grilling area ensures even heat distribution and optimal charring*







*An integrated sink and plenty of storage to help you keep your prep space spotless*

VLAZE

## The Country Garden

*A full complement of ADAPT furniture and accessories creates the perfect outdoor cooking and entertaining space in this classic Cotswolds garden. A Planter, the Big Green Egg and large grill provide everything you need be it a meal for two or full catering for a summers evening party.*







*Hygienic non-porous surface for safe food preparation*









VLAZE

## *The Kitchen Garden*

*The ADAPT is the perfect pizza station in this bright kitchen garden terrace. The heat proof finish allows the pizza oven to be placed directly on the unit. The addition of a matching piece of furniture on castors provides additional food and drink preparation. When not cooking outside the units can be repurposed for use indoors.*







*Reconfigure the units with ease; from food preparation station to mobile bar*







*A piece that looks as good indoors as glistening outside in the sun*







VLAZE

## *Kitchen Cabana*


*This fully equipped run of Vlaze ADAPT kitchen units is complete with large grill, integrated sink and fridge. A perfect set up for the regular al-fresco diner with a dedicated covered space.*







*A fully equipped run of kitchen units featuring an integrated sink and fridge*











*The luxurious Quilted Graphite texture is equally hard wearing as it is stunning*





VLAZE

## *Vibrant Dining*

*ADAPT furniture with integrated sink and gas grill and the free moving Island conversion are perfectly suited to terrace dining. Together, they form a versatile kitchen and entertainment space with storage for all your needs. Allowing you to prepare delicious food and drinks, while providing a focal point capable of hosting large gatherings.*







*The perfect serving station for drinks and food*









VLAZE

## *Poolside Companion*

*ADAPT furniture with its durable, weatherproof enamel finish and ample storage make it the perfect poolside companion. Sitting on castors make it a versatile unit that can be moved freely to suit your lifestyle. Available in a range of stunning finishes that always bring the sunshine.*






*Prepare delicious cocktails after drying yourself with a fresh towel taken from the storage compartment*











VLAZE

## *The Chef's Table*

*The Vlaze ADAPT dining table is a wonderful focal point for family and friends to gather and break bread. A nearby Island unit with a Big Green Egg provides enough storage, preparation and cooking space to allow you to cater comfortably to large groups and stay at the heart of the festivities.*





*Castors make ADAPT units easy to move allowing you to redesign your space to suit your needs*









VLAZE

## *Mini Companion*

*The Vlaze Adapt 120 is a versatile, free moving unit that can form part of a larger outdoor kitchen or be used as a breakaway bar for parties and the like. With a hard-wearing water resistant finish it can be used anywhere in your home or garden. You really can let your imagination run and to get you started, here are some examples of its versatility.*









*Its aesthetic and design enhances even the most beautiful outdoor spaces*







*Flexible in both function and form. This two colour design really complements the space*





*The beautiful Nori surface finish has an organic feel that takes influence from, as its name suggests, the famous edible Japanese seaweed*





*The perfect kitchen companion both inside and out*





VLAZE

## Woodland Terrace

*A full complement of ADAPT furniture feature in this rustic woodland terrace. Ample space for preparing and cooking food on the Big Green Egg and large grill. The Island conversion on castors has been incorporated so that guests can sit while food is being prepared, here they can also enjoy a cold drink from the fridge.*








*A full set of ADAPT units furnished with a full cooking suite completes this dream outdoor space*











*Elegant and practical stainless steel sink*





VLAZE

## *The Garden Room*

*The elegant contrast between Quilted Graphite and brushed stainless steel complements this riven slate outdoor kitchen area. Sharp lines and perfect shadow gaps are reflected in the powdercoated black and glass garden room. A complete ADAPT kitchen that not only looks sharp but makes for a practical centerpiece to your entertaining.*









*Day or night your ADAPT outdoor kitchen is ready to help you cook up a storm*









# Suggested layouts

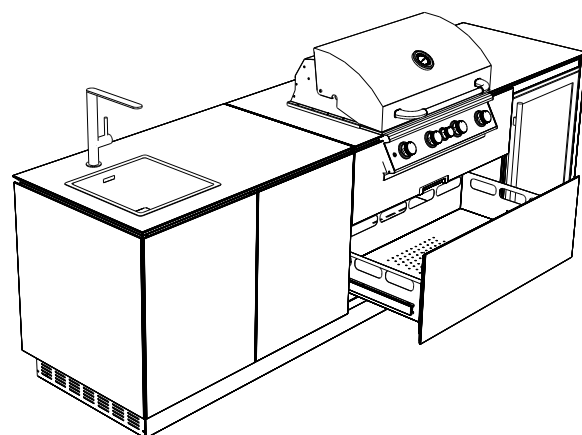
VLAZE ADAPT allows you to unleash your culinary ambitions and design a space that reflects your unique grilling style. Our modular 60 and 120 units combine together effortlessly, while specialty elements like fridges and corner units unlock endless possibilities. Below is a curated selection of some favoured configurations to spark your imagination. Contact us today and craft your dream VLAZE kitchen.

## THE LONG RUN

Streamlined and perfectly formed. Everything you need to prepare delicious food and drinks while enjoying your outdoor living space.

FEATURES:

**SINK**  
**SLIDE IN GRILL**  
**FRIDGE**  
**PLINTHS**

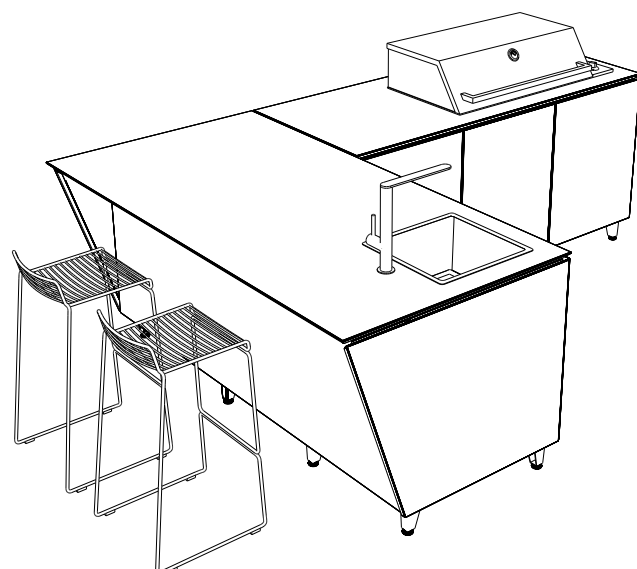


## THE PENINSULA

The peninsula gives you the same great versital work space but also allows guests to join you for that ultimate social cooking experience.

FEATURES:

**ISLAND CONVERSION**  
**SINK**  
**PULL OUT BIN**  
**DROP IN GRILL**

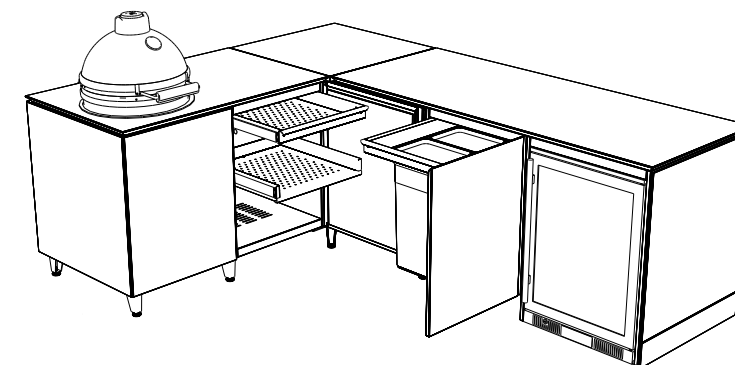


## THE KITCHEN CORNER

Master culinary flow in your L-shaped kitchen corner. Sizzle on your charcoal grill, prep on ample countertops, and store ingredients in sleek drawers. Cook, create and connect.

FEATURES:

**CHARCOAL GRILL**  
**DRAWERS**  
**PULL OUT BIN**  
**FRIDGE**

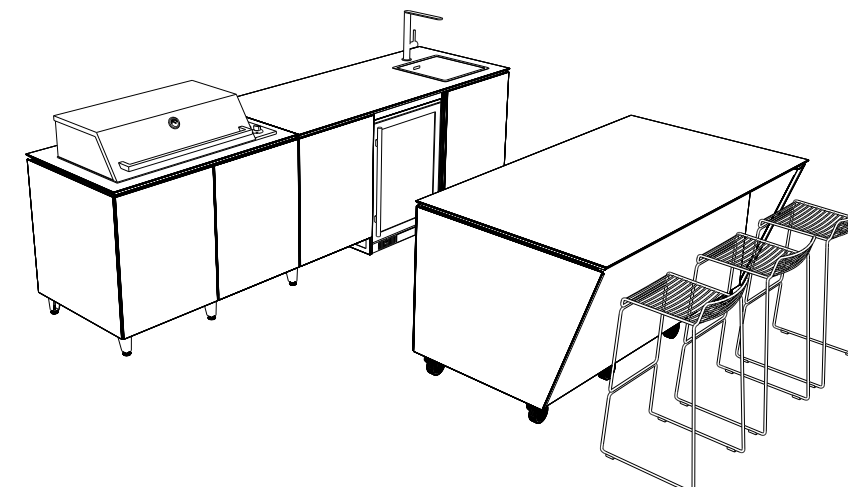


## THE ISLANDS

Cook and entertain effortlessly with the Island's 3-seater comfort and ample storage. The built-in grill, sink and fridge keeps the flow seamless, letting you focus on the fun.

FEATURES:

**DROP IN GRILL**  
**FRIDGE**  
**SINK**  
**ISLAND CONVERSION**

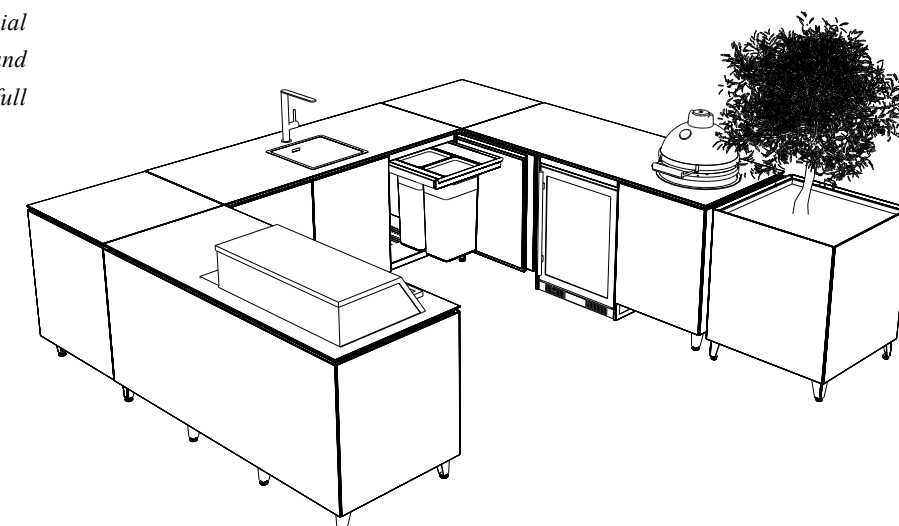


## THE ALL ROUNDER

The ultimate outdoor kitchen for larger residential and commercial spaces. Maximum storage and preparation area teamed with a full array of cooking options.

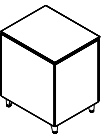
FEATURES:

**DROP IN GRILL**  
**SINK**  
**PULL OUT BIN**  
**FRIDGE**  
**CHARCOAL GRILL**  
**PLANTER**

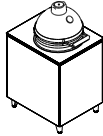




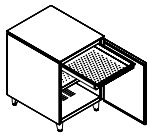
ADAPT 60



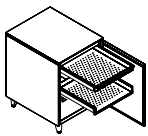
Storage



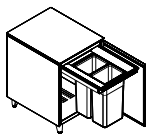
Charcoal grill\*




Cutlery drawer



Cutlery drawer  
& sliding shelf



Pull out bin

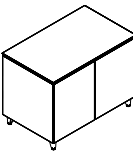


Sink

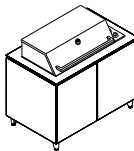
600 x 770 x 915mm / 24 x 30 x 36"

Weight from 75kg / 165lb

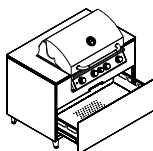
ADAPT 120



Storage



Drop in grill\*

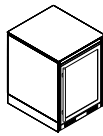


Slide in grill\*

1200 x 770 x 915mm / 47 x 30 x 36"

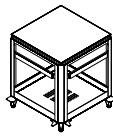
Weight from 125kg/ 275lb

ADAPT SPECIAL UNITS



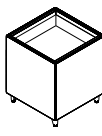
Fridge\*

640 x 770 x 915mm  
25 x 30 x 36"



Corner

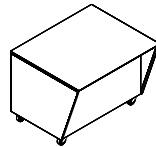
770 x 770 x 915mm  
30 x 30 x 36"



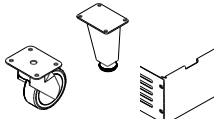
Planter

770 x 770 x 915mm  
30 x 30 x 36"

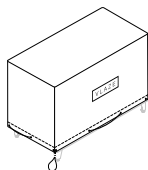
ADAPT OPTIONS



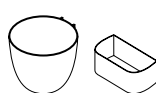
Island conversion



Castor, leg & plinth



Bespoke cover



Magnetic pots

ADAPT COLOUR



Quilted Graphite



Indigo Stipple



Nori



Black Splatter



Ochre



Clay



Chalk



Sage

ENAMEL FINISH: *VLAZE* enamels are milled in-house using natural compounds and oxides therefore batches may differ slightly in colour and finish. This is part of the unique, organic character of vitreous enamel. All dimensions in mm and inches.

Please note: All colours have been reproduced as faithfully as print will allow. Photos should not be taken as an exact indication of colour.

\*Appliances sold separately





# Bespoke

For truly unique VLAZE cabinetry we can offer custom configurations, surface finishes and colours on request. Speak to our design team today and tailor your dream outdoor kitchen to your specific needs. Pictured here are just a few examples of past commissioned projects.



*Nori finish with bespoke matching splashback*



*120 Adapt screen printed design by London based artist Yinka Ilori*



*ADAPT in a bespoke colour finish*



*Bespoke unit featuring large paella grill & storage drawer*







**VLAZE** BISHOPS WAY, NEWPORT, ISLE OF WIGHT PO30 5WS, UK

*telephone:* +44 (0)1983 537 773 • [VLAZE.CO](http://VLAZE.CO) • [VLAZE.US](http://VLAZE.US)

*follow us:* [@VLAZESURFACE](https://www.instagram.com/VLAZESURFACE) [@VLAZE.US](https://www.instagram.com/VLAZE.US)

A DIVISION OF A.J.WELLS & SONS LIMITED REGISTERED IN ENGLAND NO. 03809371 • [AJWELLS.COM](http://AJWELLS.COM)

